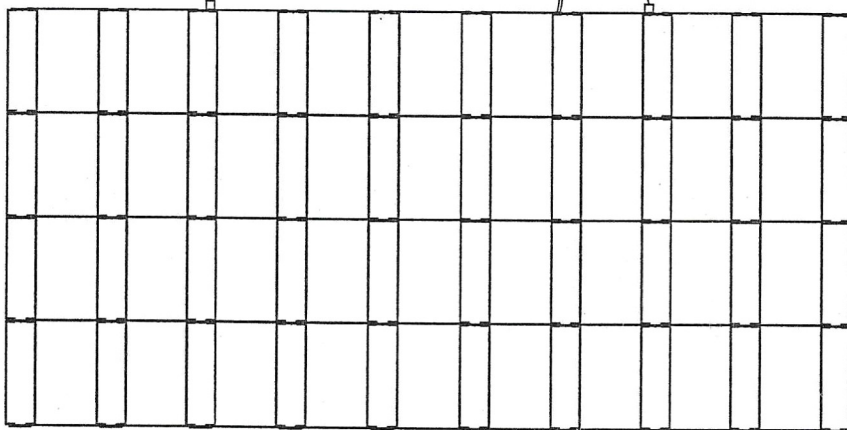
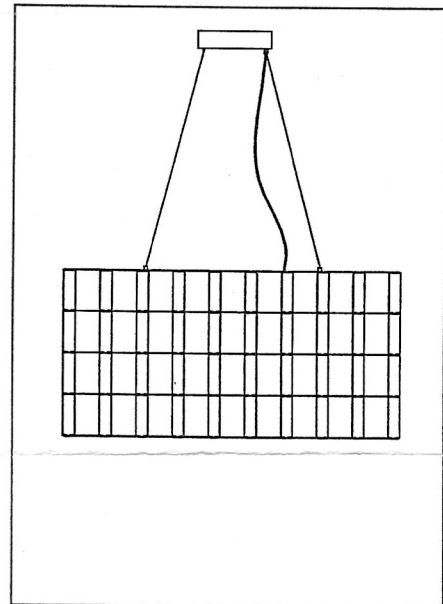
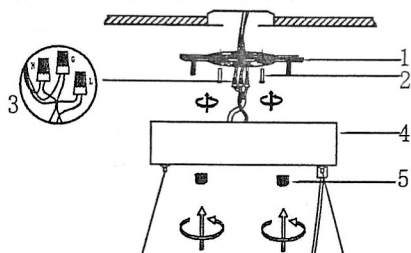


Specification of installation

In order to ensure safety use, please notice the following items:

- .Read and understand the whole Specification
- .Suitable for the use of 110~130V and 60HZ

- .Please wear gloves as installment and avoid rot on the surface of plating
- .Must be installed on the fixed places and be checked annually
- .Please turn off the lighting source by soft cloth as cleaning prohidited to use of rotted detergent
- .Please connect with the local sales service center when there are any abnormality



- 1 Mounting
- 2 M4 Screw
- 3 Spring Terminal
- 4 Canopy
- 5 M5 Nut